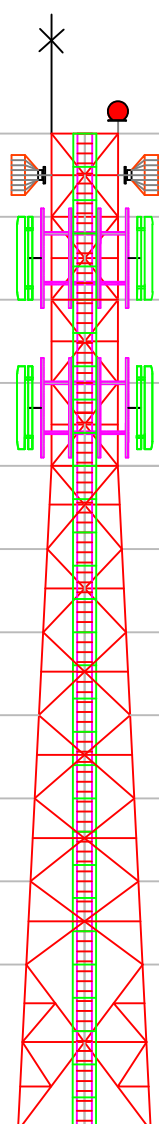
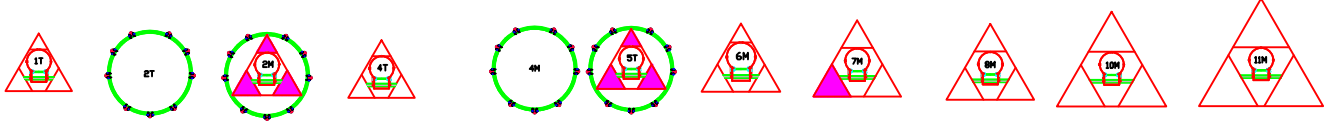


| LEVEL | 30000 | 27500 | 25000 | 22500 | 20000 | 17500 | 15000 | 12500 | 10000 | 7500 | 5000 | 0000 |
|------------------------|----------|----------|------------------|------------|------------------|------------|---------------|---------|---------|---------|---------|---------|
| FACE WIDTH | 2000 | 2000 | 2000 | 2000 | 2000 | 2250 | 2500 | 2750 | 3000 | 3250 | 3500 | 4000 |
| PLATFORM | | | Working Platform | | Working Platform | | Rest Platform | | | | | 30 Mtr |
| LEG JOINT NAME | A | B | C | D | E | F | G | | | | | |
| LEG LENGTH | 2500 | 2500 | 2500 | 2500 | 2503 | 2503 | 2503 | 2503 | 2503 | 2503 | 2503 | 5006 |
| LEGS SIZE | 65x65x6 | 75x75x6 | 100x100x10 | 120x120x10 | 130x130x12 | 150x150x12 | | | | | | |
| PANEL NO | 1 | 2 | 3 | 4 | 5 | 6 | 7 | 8 | 9 | 10 | 11 | |
| LENGTH (METER) | 2.5 | 2.5 | 2.5 | 2.5 | 2.5 | 2.5 | 2.5 | 2.5 | 2.5 | 2.5 | 2.5 | 5 |
| DIAGONALS | 50x50x4 | 55x5 | 60x60x5 | 50x5 | 50x50x5 | 55x55x5 | 65x65x6 | | | | | |
| PANEL TOP- HORIZONTALS | 50x50x4 | 50x50x4 | | | | | | | | | | |
| PANEL MID- HORIZONTALS | 45x45x04 | 45x45x04 | 50x50x4 | 50x50x4 | 50x50x4 | 50x50x4 | 50x50x4 | 50x50x4 | 50x50x4 | 50x50x4 | 50x50x4 | 50x50x4 |
| PLAN BRACING | 45x45x04 | 45x45x04 | 50x50x4 | 50x50x4 | 50x50x4 | 50x50x4 | 50x50x4 | 50x50x4 | 50x50x4 | 50x50x4 | 50x50x4 | 50x50x4 |
| SEC. BRACING | | | | | | | | | | | | 45x45x4 |



PLAN VIEWS



| | | | | | | |
|---|------------|--------------------------|------------|------------------------|------------|---------------|
| 1) Remote Radio Head-9nos (Total Weight 245kgs.) 2) Sectorial Antennas -9nos (Total Weight 215kgs.) 3) Microwave Antennas 0.6m-2nos (Total Weight 50kgs.) 4) Microwave Antennas 0.9m-2nos (Total Weight 60kgs.) 5) Microwave Antennas 1.2m-2nos (Total Weight 60kgs.) 6) Microwave Antennas 1.8m-1nos (Total Weight 40kgs.) 7) Antennas Mounting Structure (Total Weight 270kgs.) | TITLE | 30 METER TOWER | Wind Speed | 180 KMPH | Design | TIA/EIA-222 G |
| | SUB. TITLE | TRIANGULAR ANGULAR TOWER | Deflection | < 1.0 Degree | Rev: | |
| | Drawing | BT - 2024 Project | Loading | 935 kgs. | Drawn Date | 08-12-2023 |
| | | BHUTAN TELECOM LTD | | Tower Weight 5750 kgs. | | |

NOTES

- ALL DIMENSIONS ARE IN MM UNLESS NOTED OTHERWISE.
- USE M20 GRADE CONCRETE AND F_y 500 GRADE FOR STEEL.
- CLEAR COVER TO MAIN REINFORCEMENT:—
(a) 50MM FOR FOUNDATION (b) 25MM FOR BEAMS
(c) 40MM FOR COLUMNS
- PRIOR TO AND DURING CONCRETING ALL BOLTS SHALL BE SECURELY HELD IN POSITION BY USE OF TEMPLATE.
- BEFORE COMMENCEMENT OF CONSTRUCTION USING THIS DESIGN, CLIENT/CONTRACTOR SHALL CARRY OUT DETAILED SOIL INVESTIGATION OF EVERY SITE.
- THIS FOUNDATION DESIGN SHALL NOT BE USED IN CASE HIGHLY SOIL ARE FOUND AT ANY DEPTH DURING SOIL INVESTIGATION.
- CONCRETE SHALL BE MECHANICALLY MIXED & VIBRATED.
- SPLICING OF BARS SHALL NOT BE MORE THAN 50% AT ANY LOCATION.
- PROPER CURING OF CONCRETE SHALL BE DONE.
- BENDING OF BARS SHALL BE AS PER IS:2502.
- ANY DISCREPANCY SHOULD BE BROUGHT TO THE CONSULTANTS' ATTENTION.

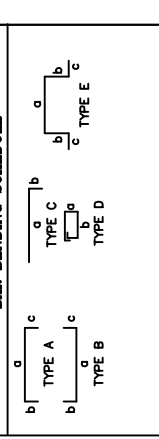
GENERAL DETAILS

| S.No | DESCRIPTION | DETAILS |
|------|-----------------------|--------------|
| 1 | SOIL BEARING CAPACITY | 10.00 T/SQM |
| 2 | DRY DENSITY OF SOIL | 1.8 T/SQM |
| 3 | ANGLE OF REPOSE | 30.00 DEGREE |

BILL OF MATERIALS

| ITEM | UNIT | TOTAL |
|-------------|------|-------|
| EXCAVATION | CUM | 76.3 |
| PCC-(1:4:8) | CUM | 2.85 |
| RCC-M20 | CUM | 13.6 |
| STEEL-F500 | KG | 1200 |

CHAIRS SHALL BE PROVIDED WHEREVER REQUIRED



REVISION NOTES

| REV. NO. | DESCRIPTION | DATE | SIGN. |
|----------------|----------------|----------------|------------|
| DRAWN | CHECKED | APPROVED | DATE |
| Shutan Telecom | Shutan Telecom | Shutan Telecom | 14-12-2023 |

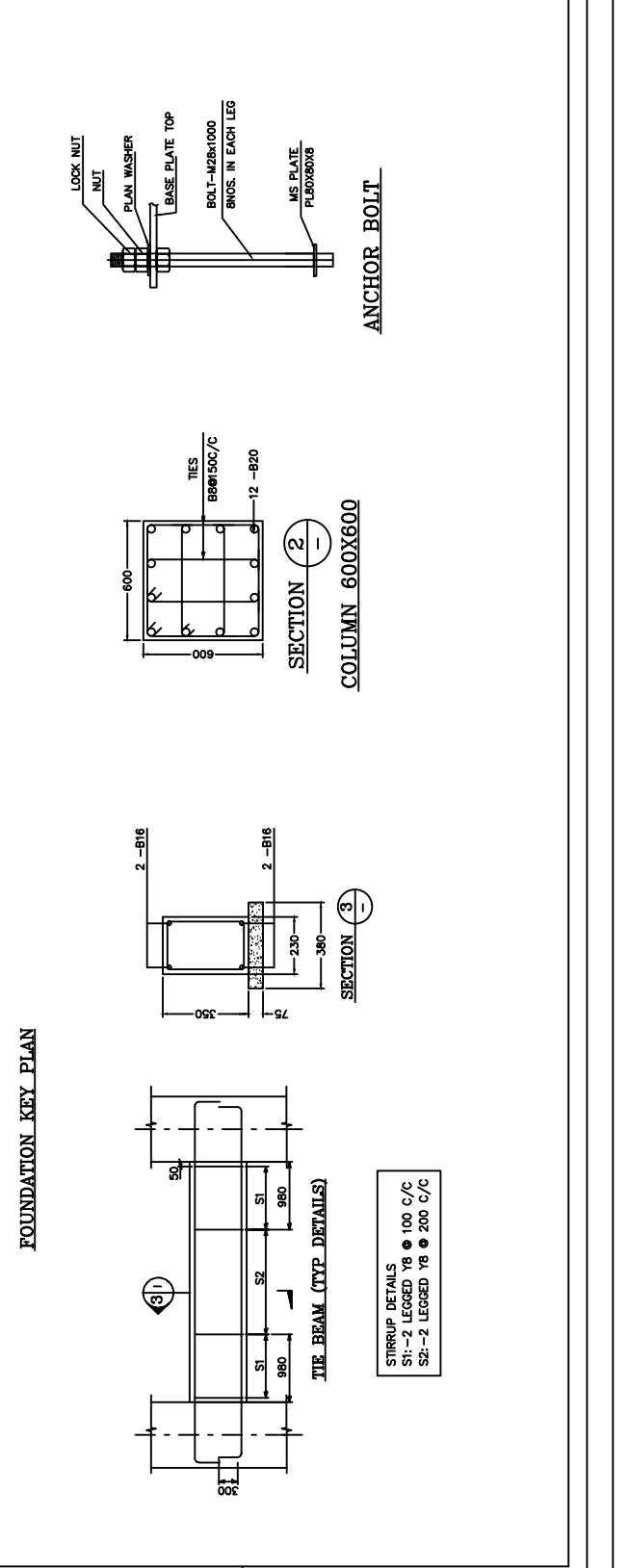
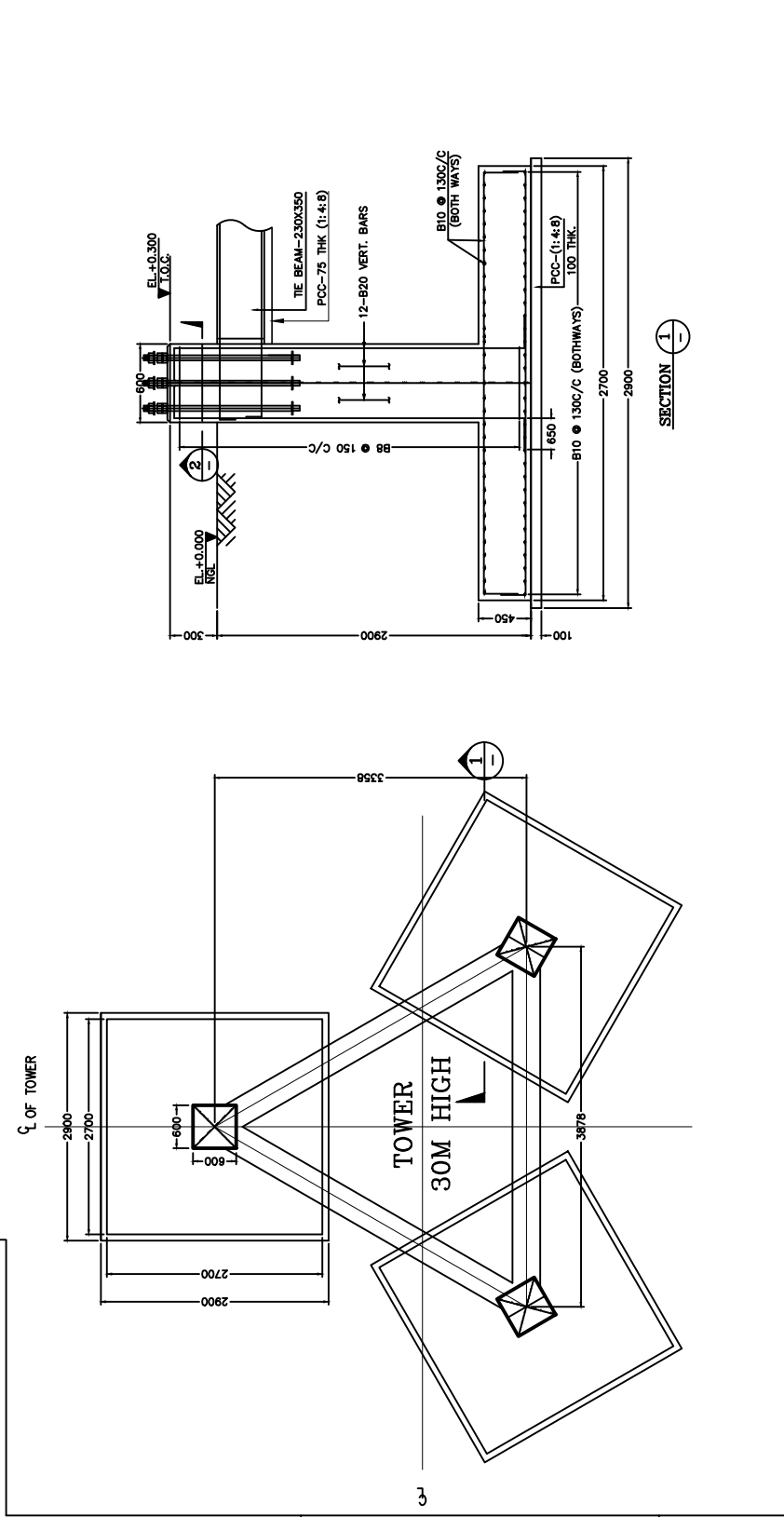
CLIENT: BHUTAN TELECOM LTD.

DESIGN BY: BHUTAN TELECOM LTD.

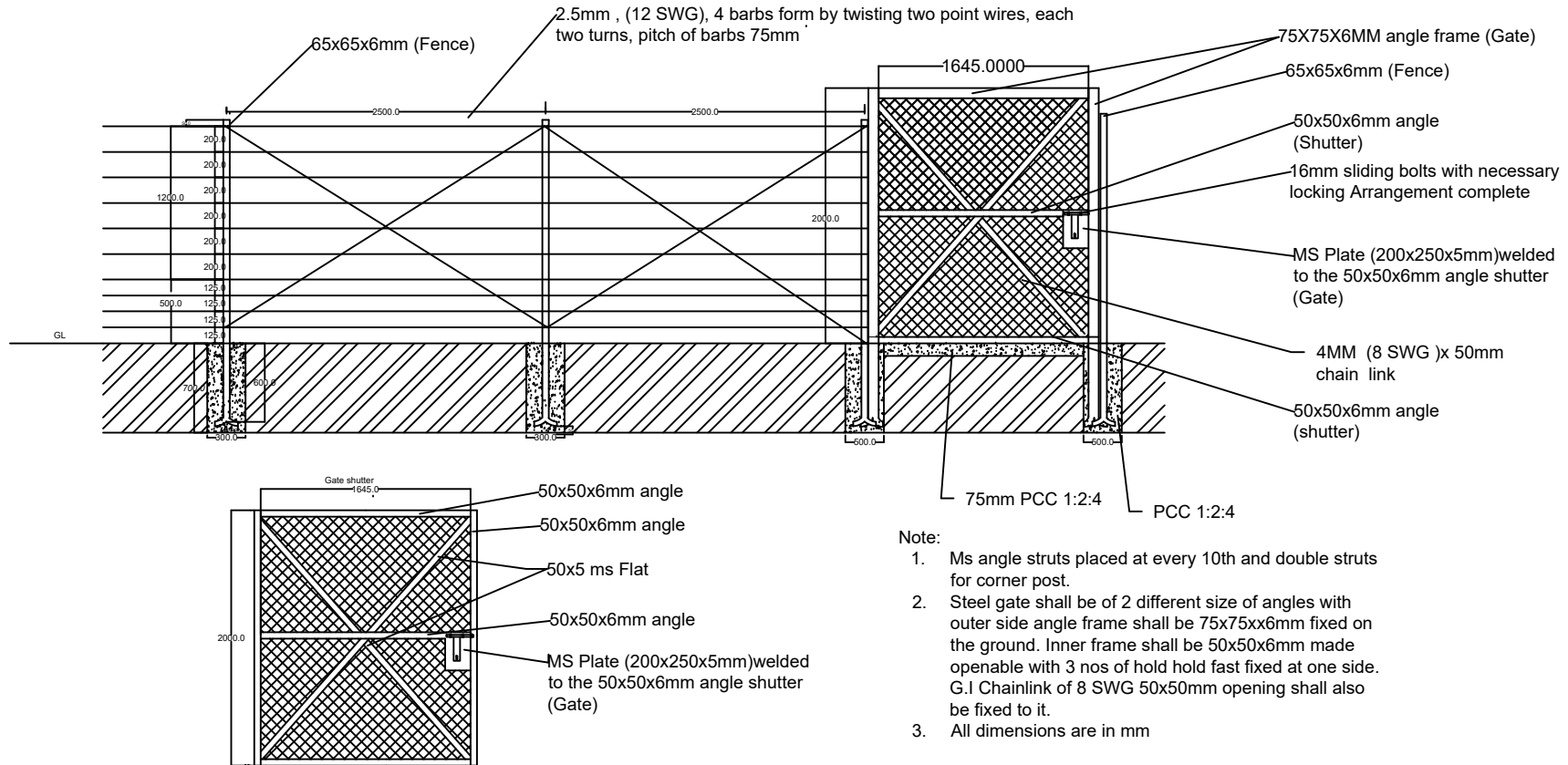
PROJECT: GENERIC ISOLATED FOUNDATION DESIGN
BHUTAN

TITLE: FOUNDATION DETAILS FOR 30M HIGH TRIANGULAR TOWER
SBC : 10 T/SQM

DRAWING No. SH. NO. REV.
BT-2024 Project



BARBED WIRE FENCING AND GATE DRAWING



Title : Barbed wire fencing

BHUTAN TELECOM LIMITED

Checked by:

Approved by: